

ELEMENTS

by Ramón Esteve



Designed by renowned architect Ramón Esteve, ELEMENTS is a collection of distinguished design sofas made with pieces of great visual lightness that is generated from the addition of irregular prisms. The collection consists of sofas, armchairs and side tables in various sizes and configurations that enable flexible compositions that integrate into the architecture of any space. The sofas can be upholstered with all the leathers and fabrics recommended from the INCLASS swatch cards as well as fabrics supplied or specified by the customers. The metallic structures are finished in chrome or polyester paint in all colors of the INCLASS sample cards. The table tops can be made with MDF board veneered with natural oak wood or with lacquered MDF in all colors of INCLASS swatch cards. For special projects can be finished in other colors.

BODY

Wooden inner frame with steel tube beam covered with high density and resilience HR polyurethane foam. It can be upholstered with any of the fabrics and leathers from our C2, C3, C4, C5, C10, C11 swatch cards or with fabric supplied by the customer.

LEGS

Made of matt stainless steel or standard steel tube finished with polyester paint in any colour of our swatch card or chromed.

TABLE TOPS

Table tops are made of natural oak veneer or with lacquered MDF. Available in any colour and finish of our swatch cards.

STANDARDS

European standard UNE EN 15373



ELEMENTS by Ramón Esteve

Diseñados por el prestigioso arquitecto Ramón Esteve, ELEMENTS es una colección de sofás de lenguaje rotundo formada con piezas de gran ligereza visual que se genera a partir de la adición de prismas irregulares. La colección está formada por sofás, butacas y mesas auxiliares de diversas medidas y configuraciones que permiten composiciones flexibles capaces de integrarse en la arquitectura de cualquier espacio. Los sofás ELEMENTS se pueden tapizar con cualquier piel o tejido recomendado de nuestro muestrario o con telas suministradas o especificadas por el cliente. Las estructuras metálicas se pueden acabar en cromo o con pintura de poliéster en los colores del muestrario INCLASS. Las mesas de MDF chapado en madera de roble natural o lacado en los colores del muestrario INCLASS. Para proyectos especiales se pueden acabar en otros colores.

CUERPO

Estructura de madera con refuerzo de tubo de acero. Interior de espuma de poliuretano de diferentes densidades HR. Capa exterior de fibra hueca para un mayor confort. Los sofás se pueden tapizar con cualquier tejido de los grupos C2,C3,C4,C5, y pieles del muestrario INCLASS o con tejido del cliente.

PIES

Fabricados con tubo de acero de 14x14mm. Acabado con pintura de poliéster en cualquier color de nuestra carta de acabados o baño de cromo. Opcionalmente se fabrican con tubo de acero inoxidable mate de 15x15mm.

TAPAS DE MESA

Las mesas llevan tapa de MDF lacada o de chapa de roble y se pueden acabar en cualquier color de nuestra carta de acabados.

NORMATIVA

Norma Europea UNE EN 15373

Conçu par le célèbre architecte Ramón Esteve, ELEMENTS est une collection de canapés au design distingués composé de pièces de grande légèreté visuelle créé à partir de l'addition de prismes irréguliers. La collection se compose de canapés, fauteuils et tables basses de différentes tailles et de configurations qui permettent des compositions flexibles qui s'intègrent dans l'architecture de chaque espace. Les canapés ELEMENTS peuvent être tapissés en n'importe quel cuir ou tissu recommandé de notre nuancier ou en tissu fournis par le client. Les piétements existent en chrome ou en peinture polyester dans les couleurs du nuancier INCLASS. Les tables en MDF avec placage en Chêne ou Laqués dans la gamme de couleurs du nuancier INCLASS. Pour des projets il est possible d'utiliser d'autres couleurs.

STRUCTURE

Structure en bois avec renfort en tubes d'acier. Revêtu de mousse en polyuréthane à HR de densité variable. Les canapés peuvent être tapissés avec tous les tissus des groupes C2, C3, C4, C5, C10 et C11 de notre nuancier ou en tissu client.

PIETEMENT

Fabriqué en acier inox mat on en tube d'acier finition en peinture polyester dans toutes les couleurs de notre nuancier chrome.

PLATEAUX DE TABLES

Les tables laqués sont un plateau en MDF ou Chêne et peuvent être vernis dans toutes les couleurs de notre nuancier bois.

NORMES

Norme Européenne UNE EN 15373



| Height Alto Hauteur | Height seat Alto asiento Haut. assise | Height arm Alto brazos Haut. extrémité | Width Ancho Largeur hors | Seat width Ancho asiento Largeur assise | Depth Profundidad Fonds | Seat depth Prof. asiento Profond. assise | Weight (kg) Peso (kg) Poids (kg) | Fabric (m) Tela (m) Tissu (m) |
|---------------------------|---|--|--------------------------------|---|-------------------------------|--|--|-------------------------------------|
|---------------------------|---|--|--------------------------------|---|-------------------------------|--|--|-------------------------------------|



ELM0100

| | | | | | | | | |
|------|------|------|----|----|----|------|----|---|
| 70,5 | 38,5 | 58,5 | 90 | 70 | 85 | 58,5 | 37 | 4 |
|------|------|------|----|----|----|------|----|---|



ELM0410










| | | | | | | | | |
|------|---|---|-----|---|-----|---|----|---|
| 29,5 | - | - | 100 | - | 100 | - | 23 | - |
|------|---|---|-----|---|-----|---|----|---|



ELM0400

| | | | | | | | | |
|------|---|---|----|---|----|---|------|---|
| 29,5 | - | - | 85 | - | 85 | - | 18,5 | - |
|------|---|---|----|---|----|---|------|---|





ELEMENTS by Ramón Esteve

| | Height Alto Hauteur | Height seat Alto asiento Haut. assisse | Height arm Alto brazos Hauf. extrémifé | Width Ancho Largeur hors | Seat width Ancho asiento Largeur assise | Depth Profundidad Fonds | Seat depth Prof. asiento Profond. assise | Weight (kg) Peso (kg) Poids (kg) | Fabric (m) Tela (m) Tissu (m) |
|---|---------------------------|--|--|--------------------------------|---|-------------------------------|--|--|-------------------------------------|
|  270cm | 70,5 | 38,5 | 58,5 | 270 | 210 | 85 | 58,5 | 93 | 9 |
| ELM0300 | | | | | | | | | |
|  220cm | 70,5 | 38,5 | 58,5 | 220 | 160 | 85 | 58,5 | 85 | 7 |
| ELM0200 | | | | | | | | | |
|  220cm | 70,5 | 38,5 | 58,5 | 220 | 190 | 85 | 58,5 | 82 | 7 |
| ELM0202 | | | | | | | | | |
|  220cm | 70,5 | 38,5 | 58,5 | 220 | 190 | 85 | 58,5 | 82 | 7 |
| ELM0204 | | | | | | | | | |
|  270cm | 70,5 | 38,5 | 58,5 | 270 | 250 | 85 | 58,5 | 90 | 9 |
| ELM0310 | | | | | | | | | |
|  220cm | 70,5 | 38,5 | 58,5 | 220 | 200 | 85 | 58,5 | 79 | 7 |
| ELM0210 | | | | | | | | | |
|  180cm | 70,5 | 38,5 | 58,5 | 180 | 160 | 85 | 58,5 | 77 | 7,5 |
| ELM0180 | | | | | | | | | |
|  220cm | 70,5 | 38,5 | 58,5 | 220 | 210 | 85 | 58,5 | 65 | 7 |
| ELM0212 | | | | | | | | | |
|  220cm | 70,5 | 38,5 | 58,5 | 220 | 210 | 85 | 58,5 | 65 | 7 |
| ELM0214 | | | | | | | | | |



ELEMENTS by Ramón Esteve

Serie XS

| | Height Alto Hauteur | Height seat Alto asiento Haut. assise | Height arm Alto brazos Haut. extrémité | Width Ancho Largeur hors | Seat width Ancho asiento Largeur assise | Depth Profundidad Fonds | Seat depth Prof. asiento Profond. assise | Weight (kg) Peso (kg) Poids (kg) | Fabric (m) Tela (m) Tissu (m) |
|--|---------------------------|---|--|--------------------------------|---|-------------------------------|--|--|-------------------------------------|
|  ELM0070 | 40 | - | - | 55 | - | 55 | - | 15 | - |
|  ELM0020 | 77,5 | 49 | 68 | 60 | 49 | 55 | 42,5 | 16,5 | 2 |
|  ELM0080 | 30 | - | - | 120 | - | 65 | - | 20 | - |
|  ELM0060 | 30 | - | - | 65 | - | 65 | - | 11 | - |
|  ELM0010 | 65 | 38,5 | 57 | 69 | 55 | 65 | 47,5 | 17 | 2,5 |
|  ELM0030 | 65 | 38,5 | 57 | 150 | 136 | 65 | 47,5 | 23,5 | 4 |

Designed by **Ramón Esteve**



Ramón Esteve is an architect by the Superior Technical School of Madrid since 1990. Harmony, serenity and essentiality are some of the constant that appear in his work and that announce his will of contributing much more than building to the environment. The result is the generation of environments with an encircling atmosphere, that cause unique experiences. His portfolio includes extensive national and international experience in public projects: sanitary, educational and cultural; private buildings for public use: offices, bank, playful, interior design of hotels, restaurants, shops or installations of ephemeral architecture. Mention aside deserves his work in the field of the exclusive houses, where his philosophy is shown in his true magnitude. In the area of product design, at present collaborates with well known prestige brands. Professor of the Architecture School of University Politécnica of Valencia since 2005. Habitually gives workshops and conferences above architecture and design. He has received numerous prizes by his work as the architect and designer.